

Abbott BinaxNOW COVID-19 Ag CARD HOME TEST KIT

Ohio User Guide



Getting Started

DO NOT OPEN ITEMS UNTIL INSTRUCTED TO DO SO

A. Download the NAVICA app from the Apple App Store or Google Play Store on your smartphone or tablet



B. Login or create a NAVICA account – create a managed profile for any children or other dependents you plan to get tested under the “Account and Settings” icon at the top of the screen.

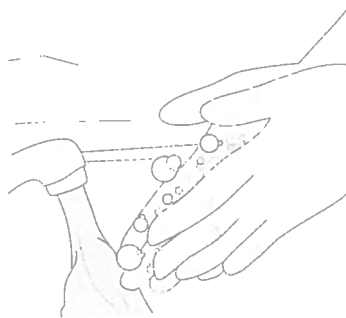
C. Find available test pickup sites on ohio.emed.com

D. Select “Test Site” in the NAVICA app and display the NAVICA ID to pick up a test for anyone on your account

BinaxNOW COVID-19 Ag CARD HOME TEST KIT

Wash Your Hands

Wash or sanitize your hands. Make sure they are dry before starting.

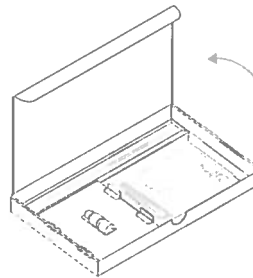


BinaxNOW COVID-19 Ag CARD HOME TEST KIT

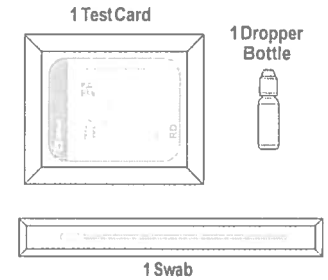
1 Set Up

DO NOT open items until instructed.

A. Open your test kit.

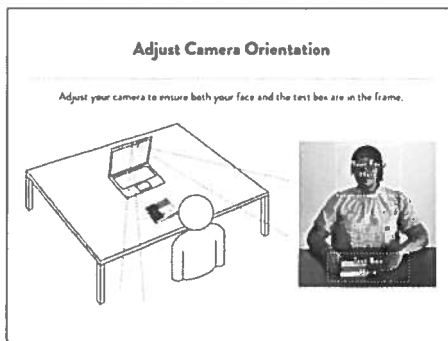


B. You should have:



BinaxNOW COVID-19 Ag CARD HOME TEST KIT

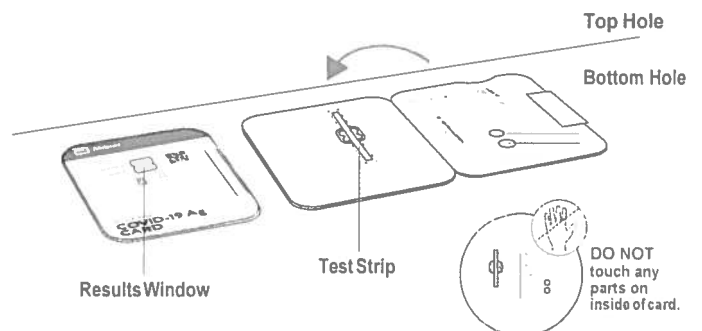
2 Go to ohio.emed.com and select “Start Test”



BinaxNOW COVID-19 Ag CARD HOME TEST KIT

3 Open Card

Card must stay FLAT on table for entire test.



BinaxNOW COVID-19 Ag CARD HOME TEST KIT

4 Apply Fluid to Top Hole

A. Remove dropper bottle cap.

B. Hold dropper bottle straight over TOP HOLE, not at an angle.

C. Put 6 DROPS into TOP HOLE. Do not touch card with tip.



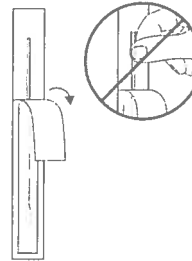
Note: False negative results may occur if less than 6 drops of fluid is used

BinaxNOW COVID-19 Ag CARD HOME TEST KIT

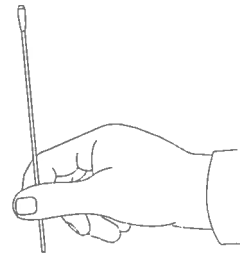
5 Open Swab

Keep fingers away from swab end.

A. Open swab package at stick end.



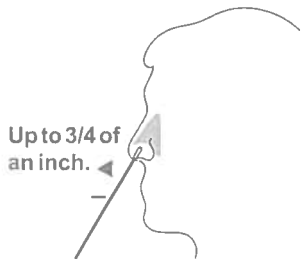
B. Take swab out.



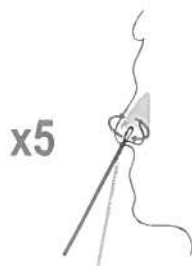
BinaxNOW COVID-19 Ag CARD HOME TEST KIT

6 Swab Left Nostril

A. Insert the entire absorbent tip of the swab (usually 1/2 to 3/4 of an inch) into left nostril.



B. Firmly brush against insides of nostril in a circular motion 5 times or more for at least 15 seconds.

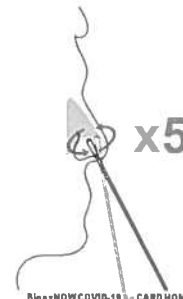


BinaxNOW COVID-19 Ag CARD HOME TEST KIT

7 Swab Right Nostril

A. Remove swab and insert it into right nostril.

B. Firmly brush against insides of nostril in a circular motion 5 times or more for at least 15 seconds.



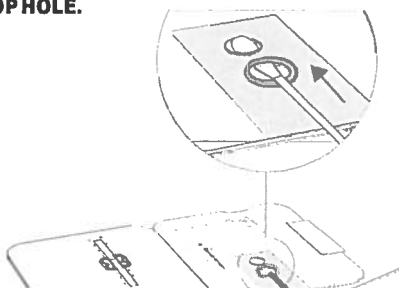
Note: False negative results may occur if the nasal swabs is not properly collected

BinaxNOW COVID-19 Ag CARD HOME TEST KIT

8 Insert Swab into Bottom Hole

Keep card FLAT on table.

Insert swab tip into BOTTOM HOLE and firmly push up until tip fills TOP HOLE.

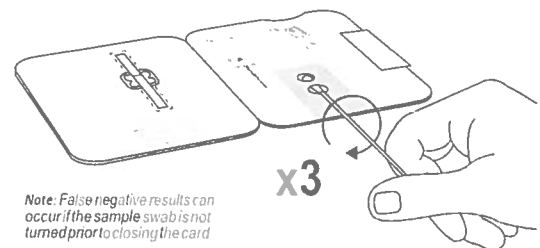


BinaxNOW COVID-19 Ag CARD HOME TEST KIT

9 Turn Swab 3 Times

Keep card FLAT on table.

Turn swab to right 3 times in card and leave it in place.



Note: False negative results can occur if the sample swab is not turned prior to closing the card

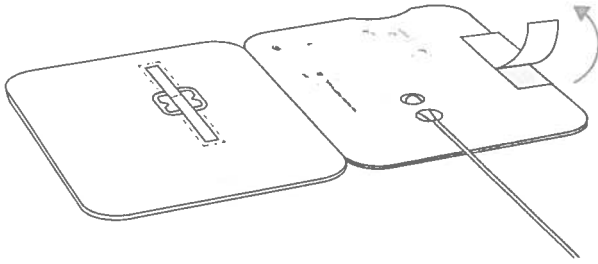
BinaxNOW COVID-19 Ag CARD HOME TEST KIT

10 Peel Strip

⚠ DO NOT remove swab.

⚠ Keep card FLAT on table.

Keep swab in place. Peel adhesive liner off.



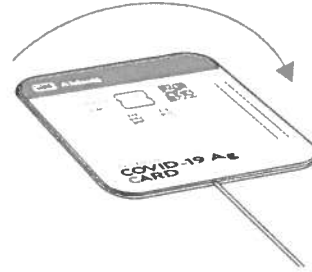
BinaxNOW COVID-19 Ag CARD HOME TEST KIT

11 Close Card And Seal

⚠ DO NOT remove swab.

⚠ Keep card FLAT on table.

Close left side of card over swab to seal it. Keep card face up on table.



BinaxNOW COVID-19 Ag CARD HOME TEST KIT

12 Wait 15 Minutes

⚠ DO NOT disturb card during this time.

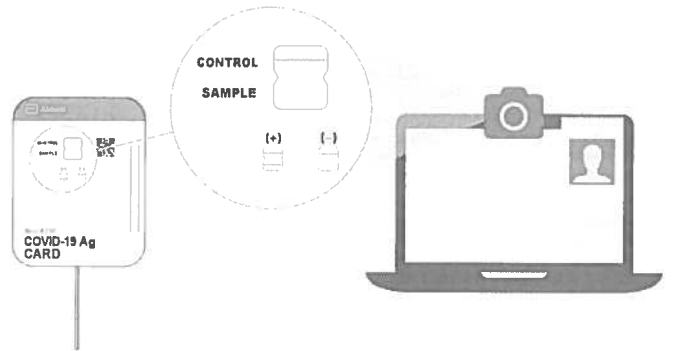


BinaxNOW COVID-19 Ag CARD HOME TEST KIT

15:00

Note: False results can occur if the card is disturbed/moved or test results are read before 15 minutes

13 Show Result to Your Proctor



BinaxNOW COVID-19 Ag CARD HOME TEST KIT

14 Steps To Check Your Results

There are three types of results possible. You will be instructed how to read each type in a specific order. Follow this order with your proctor:

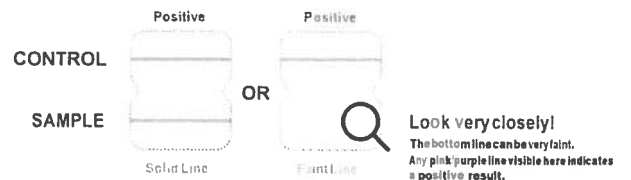
1. Check for a Positive Result
2. Check for a Negative Result
3. Check for an Invalid Result

BinaxNOW COVID-19 Ag CARD HOME TEST KIT

15 Check for Positive COVID-19 Result

Find result window and look carefully for two pink/purple lines in window.

- Positive Result: Two pink/purple lines will appear. One on the top half and one on the bottom half. COVID-19 was detected.



Here are photos of actual positive tests. On the right, note how faint the bottom line can get.

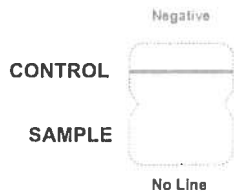


BinaxNOW COVID-19 Ag CARD HOME TEST KIT

Check for Negative COVID-19 Result

Find result window and look for a single pink/purple line in window.

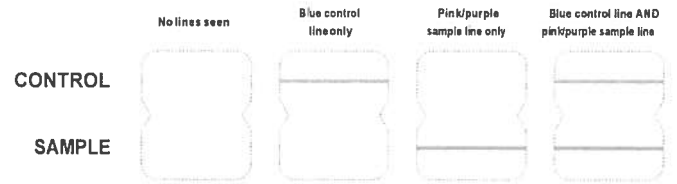
- **Negative Result:** A single pink/purple line on the top half where it says "Control." COVID-19 was not detected.



BiaxNOW COVID-19 Ag CARD HOME TEST KIT

Check for Invalid Result

 If you see any of these, the test is invalid.



BiaxNOW COVID-19 Ag CARD HOME TEST KIT

Interpreting Test Results

Antigen tests are generally less sensitive than PCR-based methods and their clinical performance depends on the circumstances in which they are used. The Centers for Disease Control and Prevention (CDC) have released guidance for rapid antigen testing for SARS-CoV-2. FDA and CDC guidance suggest that antigen test results should be considered in the context of clinical observation, patient history, and epidemiological information.

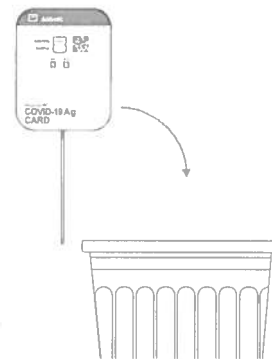
A positive test result when the person is symptomatic or has been exposed to COVID-19 indicates that SARS-CoV-2 antigen was detected and that the individual is very likely infected and considered a COVID-19 case. Positive individuals should be isolated per Ohio Department of Health guidance.

A positive test result for an asymptomatic person who has not been exposed has the potential to be a false positive result. In these situations, the individual with the positive test result should be isolated until confirmatory PCR testing can be performed and results returned.

For negative results, FDA guidelines suggest "it is not necessary to perform confirmatory high-sensitivity molecular tests on individuals with negative antigen tests if they are obtained during routine screening or surveillance." However, symptomatic individuals with presumptive negative tests should be isolated until confirmatory PCR testing can be performed and results returned.

BiaxNOW COVID-19 Ag CARD HOME TEST KIT

Dispose in Trash



BiaxNOW COVID-19 Ag CARD HOME TEST KIT

Results Returned to NAVICA App

You can find result details under "Results" and display a NAVICA pass for seven days under "Passes"



BiaxNOW COVID-19 Ag CARD HOME TEST KIT